

Light efficiency:

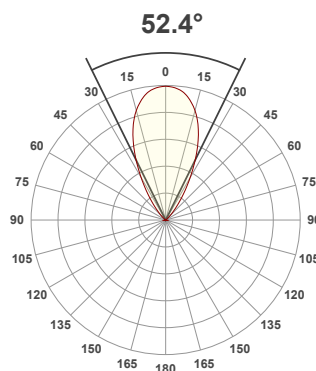
58 Lumen/Watt

Light quality:

CRI: 92.3

Color temperature:

3000 K



Product name:

MX85000_010-PH- LED51_3-WD-3018-WFL - 350mA

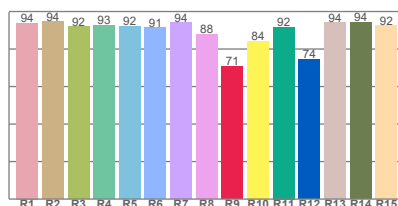
Item number:

Mix85 Pinhole Fixed/Accent - LED51/3-WD-3018-WFL - 350mA

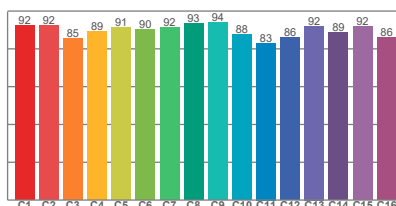
Delivered information for above fixture and LED combination.

Output: 773 Lumen Peak intensity: 1022 cd Power consumption: 13.4

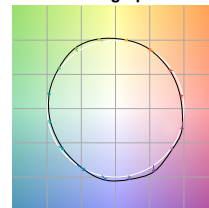
CRI R values



TM30 C Values

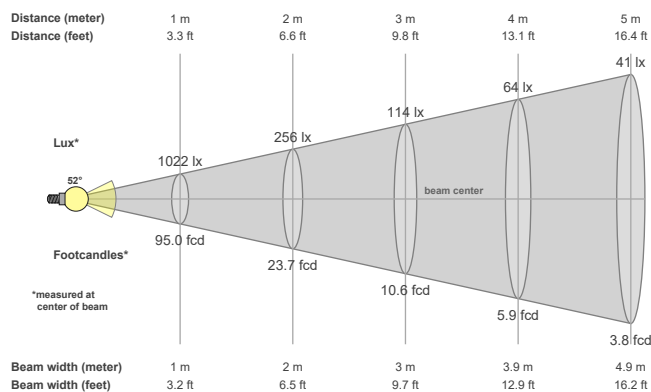


Color vector graphics



| Color temperature | Color rendering index | Red component | Color fidelity | Color gamut | Color quality scale | Color coordinate cie 1931 | Color coordinate cie 1931 | Color coordinate | Color coordinate | Color deviation from black body |
|-------------------|-----------------------|---------------|----------------|-------------|---------------------|---------------------------|---------------------------|------------------|------------------|---------------------------------|
| CCT | CRI | CRI R9 | TM30 Rf | TM30 Rg | CQS | x | y | u | v | Δuv |
| 3000 K | 92.3 | 70.7 | 89.6 | 102.5 | 88.5 | 0.437 | 0.404 | 0.251 | 0.348 | -0.0022 |

Beam details



Beam angels

| Beam angle 50% | Field angle 10% | Cutoff angle 2,5% |
|----------------|-----------------|-------------------|
| 52.4° | 81.7° | 95.8° |

Beam intensities

| Peak intensity | Int. ratio in 120° cone | Int. ratio in 90° cone |
|----------------|-------------------------|------------------------|
| 1022 cd | 99.9% | 98.0% |

Beam intensities from 1-20m

| 1m | 2m | 3m | 4m | 5m | 6m | 7m | 8m | 9m | 10m | 11m | 12m | 13m | 14m | 15m | 16m | 17m | 18m | 19m | 20m |
|--------|---------|---------|--------|--------|--------|--------|--------|--------|--------|--------|--------|--------|--------|--------|--------|--------|--------|--------|--------|
| 3.3ft | 6.6ft | 9.8ft | 13.1ft | 16.4ft | 19.7ft | 23ft | 26.2ft | 29.5ft | 32.8ft | 36.1ft | 39.4ft | 42.7ft | 45.9ft | 49.2ft | 52.5ft | 55.8ft | 59.1ft | 62.3ft | 65.6ft |
| 1022lx | 256lx | 114lx | 64lx | 41lx | 28lx | 21lx | 16lx | 13lx | 10lx | 8lx | 7lx | 6lx | 5lx | 5lx | 4lx | 4lx | 3lx | 3lx | 3lx |
| 95fcd | 23.7fcd | 10.6fcd | 5.9fcd | 3.8fcd | 2.6fcd | 1.9fcd | 1.5fcd | 1.2fcd | 0.9fcd | 0.8fcd | 0.7fcd | 0.6fcd | 0.5fcd | 0.4fcd | 0.4fcd | 0.3fcd | 0.3fcd | 0.3fcd | 0.2fcd |

The above information is for 3000K colour temperature, for specific module information please see LED spec located on our website.

For information regarding other colour temperatures please refer to ies/ldt files available on the website.

Light planning Glare Evaluation According to UGR

| | | | | | | | | | | | |
|---|-----|---|------|------|------|------|---|------|------|------|------|
| p Ceiling | | 70 | 70 | 50 | 50 | 30 | 70 | 70 | 50 | 50 | 30 |
| p Walls | | 50 | 30 | 50 | 30 | 30 | 50 | 30 | 50 | 30 | 30 |
| p Floor | | 20 | 20 | 20 | 20 | 20 | 20 | 20 | 20 | 20 | 20 |
| Room size X Y | | Viewing direction at right angles to lamp axis | | | | | Viewing direction parallel to lamp axis | | | | |
| 2H | 2H | 22.9 | 23.5 | 23.0 | 23.7 | 23.9 | 22.9 | 23.5 | 23.0 | 23.7 | 23.9 |
| | 3H | 22.6 | 23.3 | 22.9 | 23.5 | 23.7 | 22.6 | 23.3 | 22.9 | 23.5 | 23.7 |
| | 4H | 22.5 | 23.2 | 22.9 | 23.4 | 23.7 | 22.5 | 23.2 | 22.9 | 23.4 | 23.7 |
| | 6H | 22.5 | 23.1 | 22.8 | 23.4 | 23.7 | 22.5 | 23.1 | 22.8 | 23.4 | 23.7 |
| | 8H | 22.4 | 23.0 | 22.7 | 23.3 | 23.7 | 22.4 | 23.0 | 22.7 | 23.3 | 23.7 |
| | 12H | 22.4 | 22.9 | 22.7 | 23.3 | 23.7 | 22.4 | 22.9 | 22.7 | 23.3 | 23.7 |
| 4H | 2H | 22.5 | 23.2 | 22.9 | 23.4 | 23.7 | 22.5 | 23.2 | 22.9 | 23.4 | 23.7 |
| | 3H | 22.4 | 22.9 | 22.7 | 23.3 | 23.7 | 22.4 | 22.9 | 22.7 | 23.3 | 23.7 |
| | 4H | 22.2 | 22.7 | 22.6 | 23.2 | 23.7 | 22.2 | 22.7 | 22.6 | 23.2 | 23.7 |
| | 6H | 22.1 | 22.7 | 22.6 | 23.0 | 23.4 | 22.1 | 22.7 | 22.6 | 23.0 | 23.4 |
| | 8H | 22.1 | 22.6 | 22.6 | 22.9 | 23.3 | 22.1 | 22.6 | 22.6 | 22.9 | 23.3 |
| | 12H | 22.0 | 22.4 | 22.5 | 22.8 | 23.3 | 22.0 | 22.4 | 22.5 | 22.8 | 23.3 |
| 8H | 4H | 22.1 | 22.6 | 22.6 | 22.9 | 23.3 | 22.1 | 22.6 | 22.6 | 22.9 | 23.3 |
| | 6H | 22.0 | 22.4 | 22.5 | 22.8 | 23.3 | 22.0 | 22.4 | 22.5 | 22.8 | 23.3 |
| | 8H | 22.0 | 22.3 | 22.5 | 22.8 | 23.4 | 22.0 | 22.3 | 22.5 | 22.8 | 23.4 |
| | 12H | 22.0 | 22.2 | 22.5 | 22.7 | 23.3 | 22.0 | 22.2 | 22.5 | 22.7 | 23.3 |
| 12H | 4H | 22.0 | 22.4 | 22.5 | 22.8 | 23.3 | 22.0 | 22.4 | 22.5 | 22.8 | 23.3 |
| | 6H | 22.0 | 22.3 | 22.5 | 22.8 | 23.4 | 22.0 | 22.3 | 22.5 | 22.8 | 23.4 |
| | 8H | 22.0 | 22.2 | 22.5 | 22.7 | 23.3 | 22.0 | 22.2 | 22.5 | 22.7 | 23.3 |
| Variation of the observer position for the luminaire distance S | | | | | | | | | | | |
| S = 1.0H | | 4.9 / -17.8 | | | | | 4.9 / -17.8 | | | | |
| S = 1.5H | | 7.5 / -21.8 | | | | | 7.5 / -21.8 | | | | |
| S = 2.0H | | 9.5 / -22.3 | | | | | 9.5 / -22.3 | | | | |
| Corrected glare indices referring to 773 lm total luminous flux | | | | | | | | | | | |